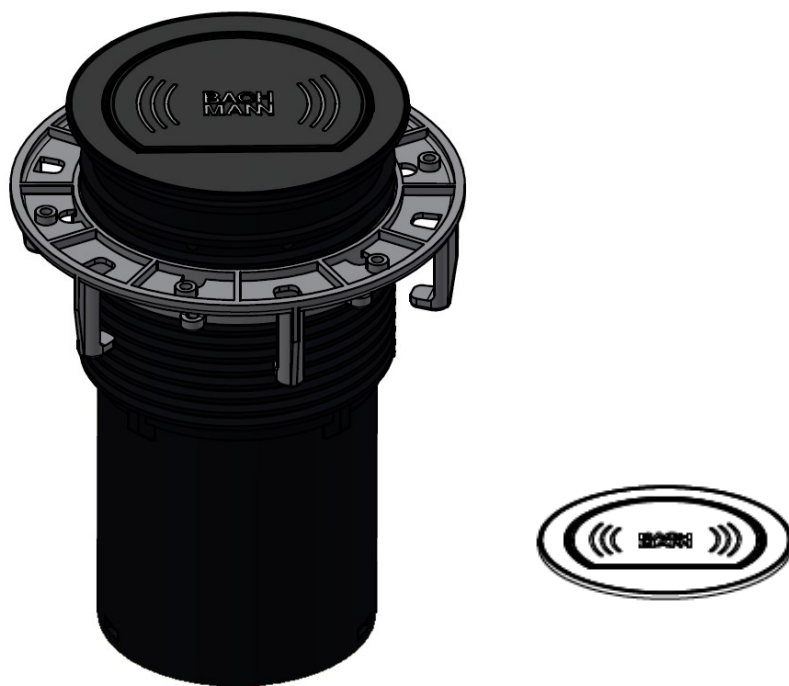


Elevator Wireless

Manual



Bachmann Hong Kong Limited

8/F., 88 Hing Fat Street,

Causeway Bay,

Hong Kong

Phone: (852) 2802 2638

Fax: (852) 2834 2938

Email: info@bachmann.com

Website: www.bachmann.com

1. Preamble

Before starting to use this product, please read the entire manual and observe all operational and safety information to ensure safe operation.

If you have any problems, questions or suggestions regarding the manual, please contact our customer service department.

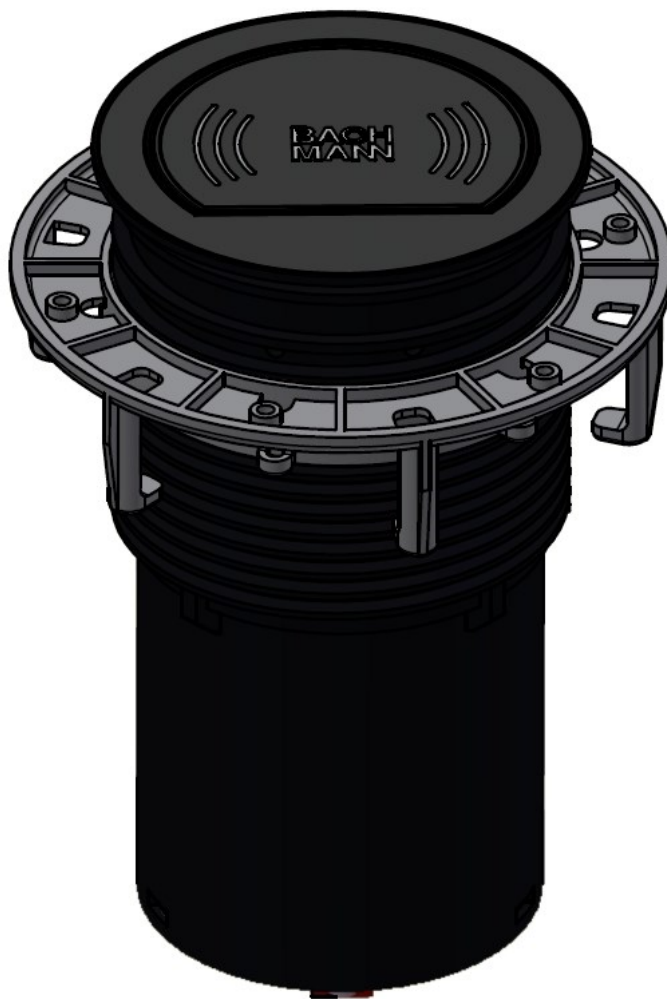
General information	<p>This manual enables safe and proper operation of the Elevator Wireless</p> <p>This manual is part of the Elevator Wireless and must therefore be kept. If the Elevator Wireless is passed on to third parties, this manual must also be included.</p>
Copyright	<p>© 2022 by Bachmann GmbH</p> <p>All rights reserved. The contents of this manual are protected by copyright. They may be used within the scope of operating the Elevator Wireless. Any other use or reproduction is not permitted without the written consent of Bachmann GmbH. Bachmann GmbH reserves the right to make changes to this manual even without prior communication.</p>
Liability	<p>The product was developed according to the current state of the art and complies with the currently valid health and safety regulations. However, dangers and risks can arise from incorrect operation or misuse. In particular, Bachmann GmbH shall not be liable for damage to property or personal injury resulting from the following:</p> <ul style="list-style-type: none">• Not using the product as intended• Disregarding the manual• Changes to the product made by persons with insufficient qualifications• Changes to the product that have been made without the express written permission of Bachmann GmbH• Improper use• Using the product despite the product being damaged or contaminated• Wear• Catastrophic events, effects from extraneous elements and force majeure <p>Bachmann GmbH is not liable for any damage directly or indirectly attributable to the delivery, performance or use of this manual. All information without guarantee.</p>

2. Product description

2.1 Scope of delivery

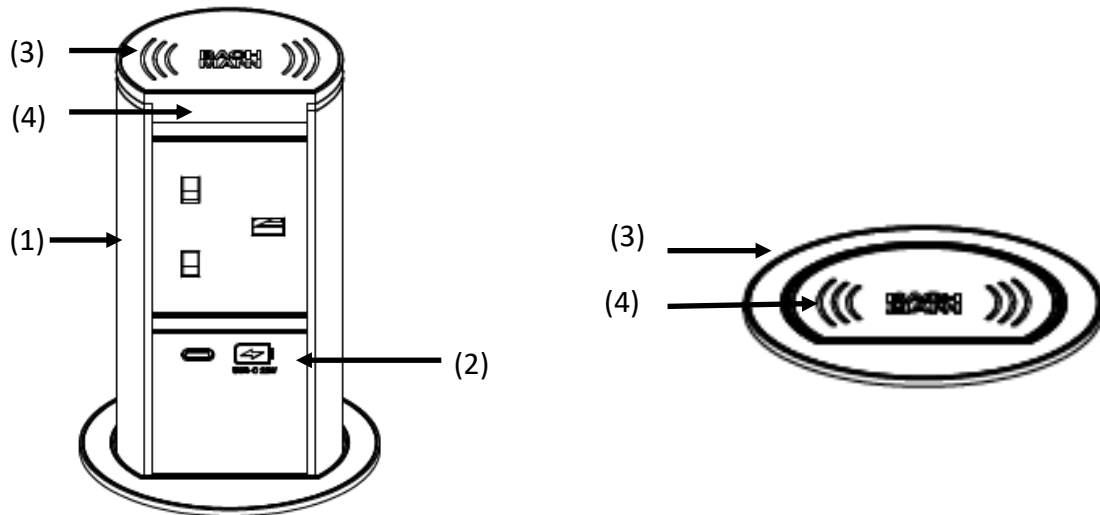
Component	Description/Functionality
Elevator Wireless	

2.2 Product overview



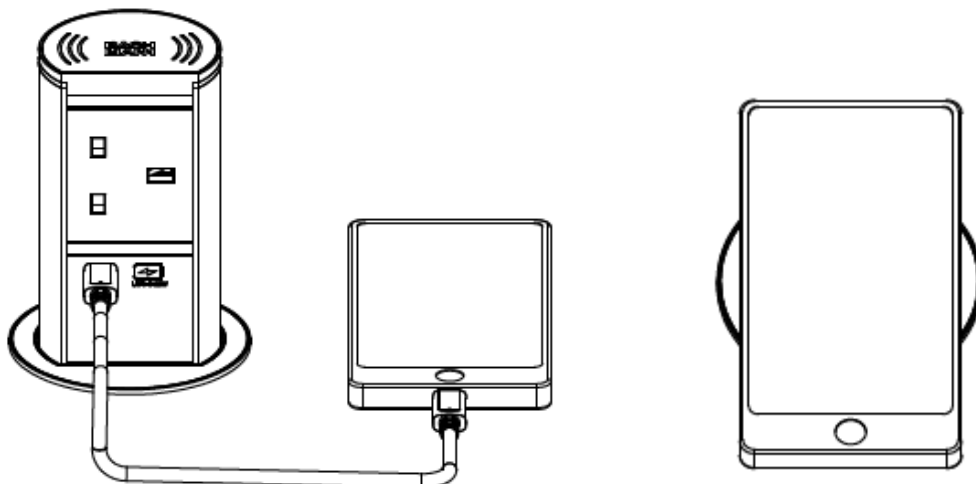
2.2

Product overview



Item	Component	Description/Functionality
1	Power Socket	Power socket
2	USB C port	Connect to device via USB C cable for charging
3	Wireless charging	Charging the device by wireless *
4	Press to open/close	Press to open/close

* USB C cable and mobile phone are excluded.



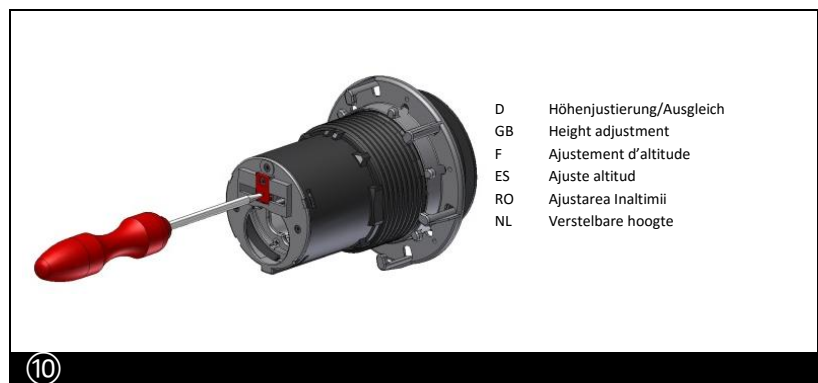
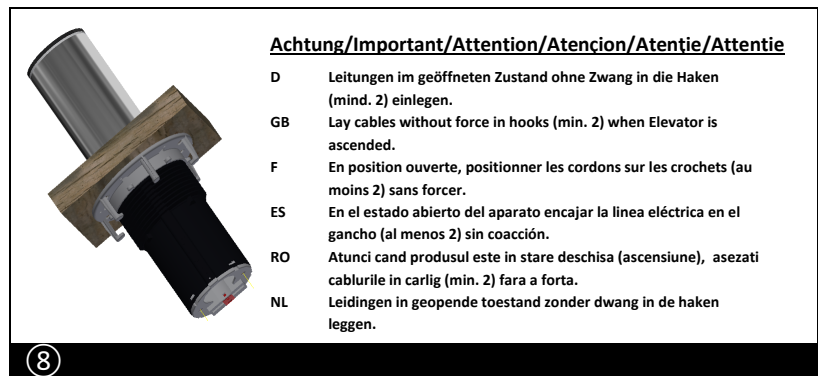
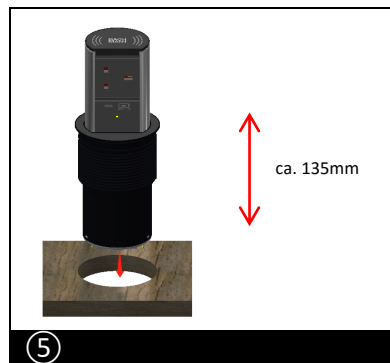

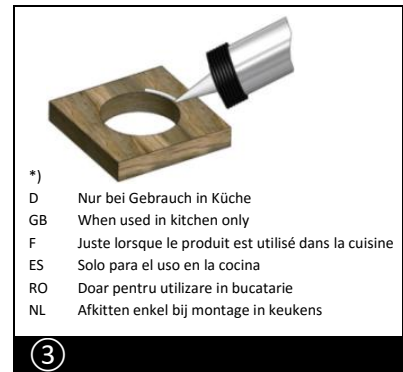

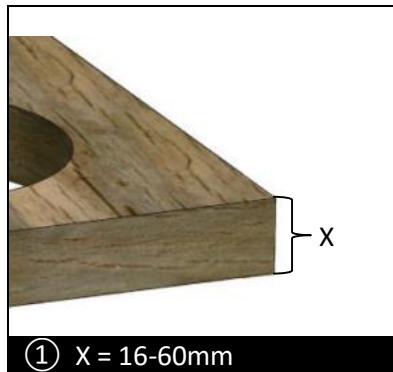
3. Specification

Electrical Specification

	Output voltage	Max load	Output power
USB-C-port	5Vdc	3A	15W
	9Vdc	2.3A	20.7W
	15Vdc	1.4A	21W
	20Vdc	1.1A	22W
Charging standard	PD 3.0		
Wireless charger	5/7.5/10 (Qi compatible)		

* Only charging via wireless charger or USB-C

4. Mounting instruction



Important:

It is obligatory that any connection to the main electricity supply shall be made by a qualified electrician!